

DS-1272ZJ-110

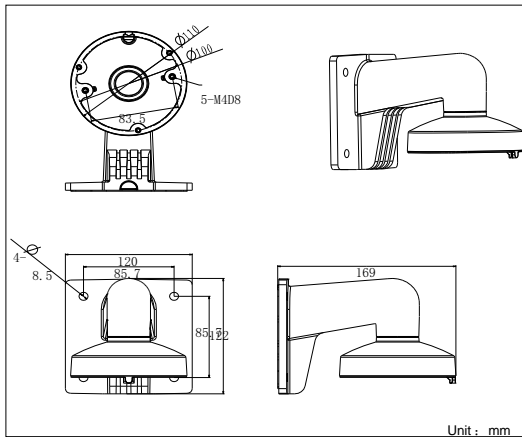
Wall Mounting Bracket for Mini Dome Camera



Features:

- Aluminum alloy material with surface spray treatment
- Good feature with the hole of cable entrance
- Better water proof design
- Convenient installation with the design of cap

Dimension:



Order Model:

DS-1272ZJ-110

Parameter:

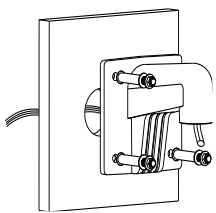
Model	DS-1272ZJ-110
Parameters	Wall Mounting Bracket for Dome Camera
Appearance	Hikvision White
Material	Aluminum Alloy
Dimension	122 × 120 × 169mm
Weight	480g

Notice:

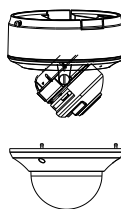
- Pay attention to the color matching when select bracket
- The bracket should be installed on flat wall
- The wall must be capable of supporting over 3 times as much as the total weight of the camera and the mount.
- The maximum load capacity of the bracket is 4.5KG

Installation Step:

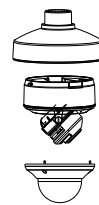
- ① Choose the appropriate wall to mount the bracket



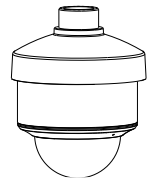
- ② Remove the lower dome of the dome camera




- ③ Install the base to the cap, fix the screw and modify the angle of view



- ④ Install the transparent housing and complete the combination of cap and dome



- ⑤ Install the combination to the bracket and complete the installation



Note: The figure of Dome in "Installation Step" is only for your reference; please adhere to our real products.