

# RG-EG105GW(T)

## Wi-Fi 5 1267Mbps Wireless All-in-One Business Router



### Highlights

- A professional wireless router for small size businesses.
- Easy to set up the whole network with all-in-one wireless router.
- Press button, ReYee Mesh networking done.
- Decent design, flexible installation on desktop and wall.
- Securely monitoring the NVR/IPC/internal server anytime from anywhere.

# Highlight Features

RG-EG105GW(T)

## Small Size, Strong Ability

A professional wireless router for small size businesses.



Wi-Fi 5  
1267Mbps



Reyee Mesh  
Technology



4 WAN  
Load Balancing



IPSec, OpenVPN,  
L2TP, PPTP, etc.



Multiple  
VLAN

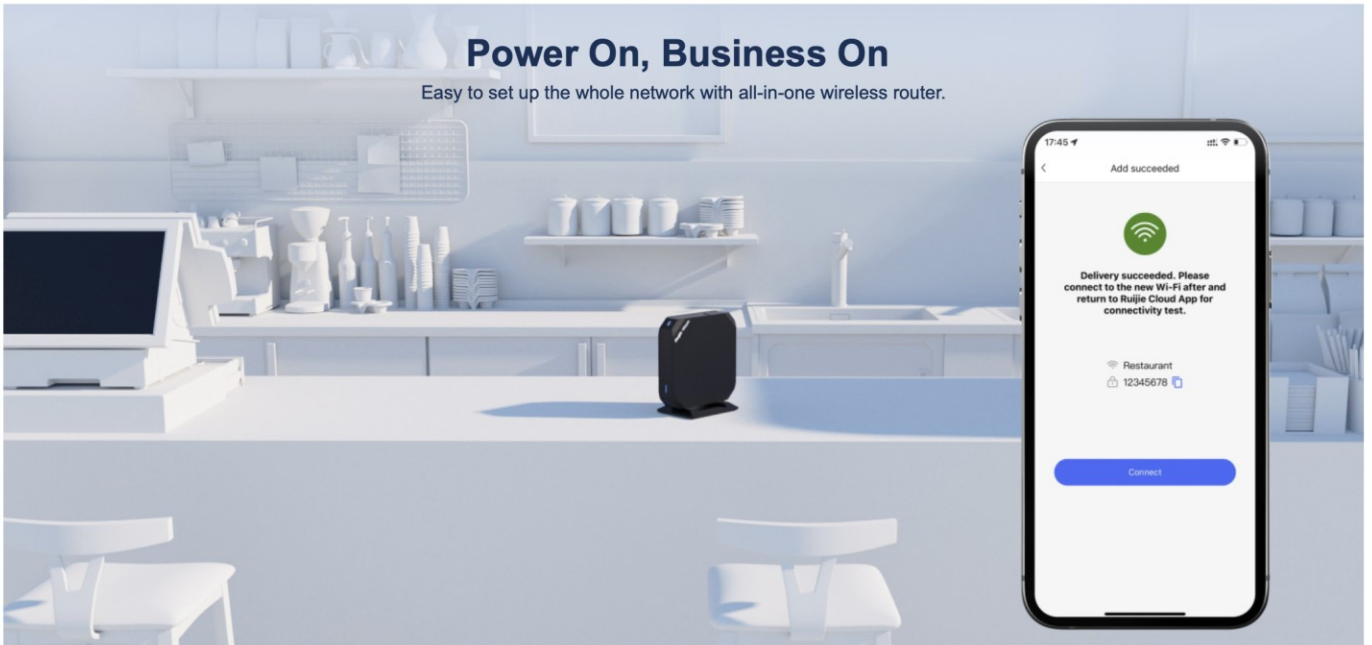


Free Cloud  
Management



## Power On, Business On

Easy to set up the whole network with all-in-one wireless router.



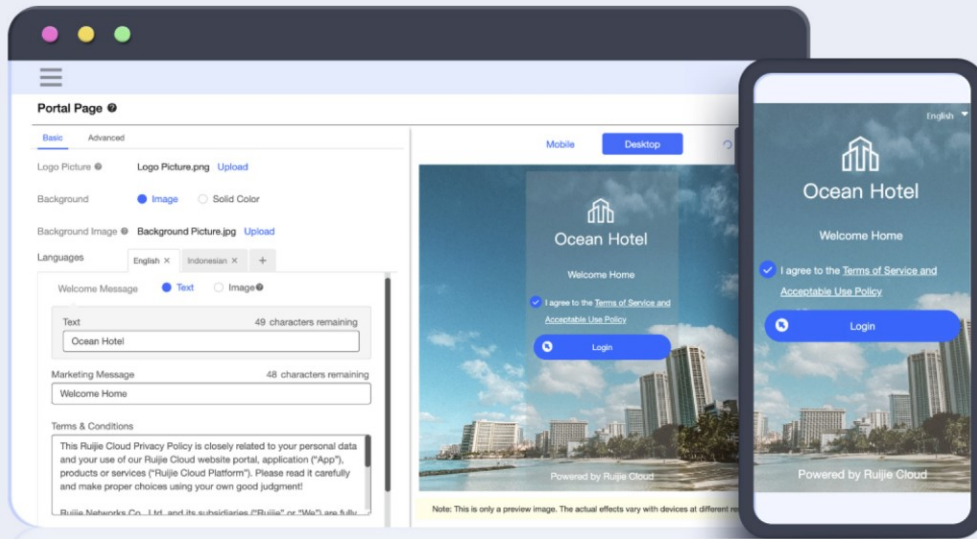
## Press Button, Reyee Mesh Networking Done

Less wiring, more relaxing.



# Highlight Features

## Customize Portal Page, What You See is What You Get



## Decent Design, Flexible Installation

Desktop(vertical)

Desktop(Horizontal)

Wall Mount



# Highlight Features

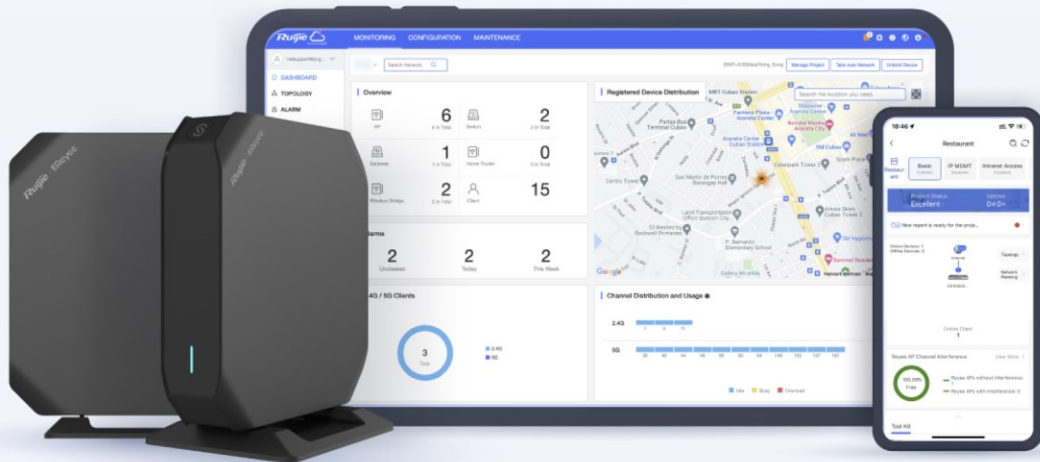
## Secure Access Internal Device Remotely

No matter dynamic or even private IP on gateway WAN port,  
Securely monitoring the NVR/IPC/Internal Server anytime from anywhere.



## Cloud, Make Your Business Easy

- Reeye free DDNS
- Cloud portal authentication
- Remote monitoring and maintenance
- Upgrade firmware via Cloud
- APP library dynamic update



# Hardware Specifications

Model	RG-EG105GW(T)
<b>Port Specifications</b>	
Total number of RJ45 ports	5
Number of 10/100/1000BASE-T ports	5
Maximum number of LAN ports	4
Maximum number of WAN ports	4
Number of fixed LAN ports	1
Number of fixed WAN ports	1
Number of LAN/WAN ports	3
LEDs	1 x system status LED 3 x mesh LEDs
Reset button	1
USB port	1 x USB 2.0 port
<b>System Specifications</b>	
CPU	Dual-core processor, 880 MHz clock frequency
Flash memory	32 MB SPI NOR Flash
RAM	256 MB DDR3
<b>Wi-Fi Radio</b>	
Wi-Fi standard	Wi-Fi 5 (IEEE 802.11ac) standard, compatible with IEEE 802.11a/b/g/n standards
Radio design	Dual-radio 4 spatial streams <ul style="list-style-type: none"> <li>● 2.4 GHz: 2 x 2, MIMO</li> <li>● 5 GHz: 2 x 2, MIMO</li> </ul>
Operating band	Yes
2.4 GHz Wi-Fi	Wi-Fi 4 (IEEE 802.11b/g/n)
5 GHz Wi-Fi	Wi-Fi 4 (IEEE 802.11a/n) Wi-Fi 5 (IEEE 802.11ac)
Coverage range	115 m <sup>2</sup> (1237.85 square ft.) Note: The data is obtained in an ideal environment without

# / Hardware Specifications

Model	RG-EG105GW(T)
	obstruction. The signal coverage radius depends on client performance and environmental interference.
2.4 GHz channel width	Auto/20/40 MHz
5 GHz channel width	Auto/20/40/80 MHz
2.4 GHz wireless data rate	400 Mbps
5 GHz wireless data rate	866 Mbps
Maximum transmit power (2.4 GHz)	Combined power: 29 dBm (single-stream power: 26 dBm) Note: The transmit power varies according to regulations in different countries and regions.
Maximum transmit power	Frequency bands and maximum Effective Isotropic Radiated Power (EIRP): Note: Country specific restrictions apply. European Union & United Kingdom: 2400–2483.5 MHz, EIRP ≤ 20 dBm 5150–5350 MHz, EIRP ≤ 23 dBm 5470–5725 MHz, EIRP ≤ 30 dBm United States: 2400–2483.5 MHz, max output power ≤ 30 dBm & EIRP ≤ 36 dBm 5150–5250 MHz, max output power ≤ 30 dBm & EIRP ≤ 36 dBm 5250–5350 MHz, max output power < 24 dBm & EIRP ≤ 30 dBm 5470–5725 MHz, max output power < 24 dBm & EIRP ≤ 30 dBm 5725–5850 MHz, max output power ≤ 30 dBm & EIRP ≤ 36 dBm Myanmar: 2400–2483.5 MHz, EIRP ≤ 23 dBm 5725–5825 MHz, EIRP ≤ 30 dBm Thailand: 2400–2483.5 MHz, EIRP ≤ 20 dBm 5150–5350 MHz, EIRP ≤ 23 dBm 5470–5725 MHz, EIRP ≤ 30 dBm 5725–5825 MHz, EIRP ≤ 30 dBm Indonesia: 2400–2483.5 MHz, EIRP ≤ 27 dBm 5150–5350 MHz, EIRP ≤ 23 dBm 5725–5825 MHz, EIRP ≤ 23 dBm Egypt: 2400–2483.5 MHz, EIRP ≤ 20 dBm 5150–5350 MHz, EIRP ≤ 23 dBm Vietnam: 2400–2483.5 MHz, EIRP ≤ 23 dBm 5150–5350 MHz, EIRP ≤ 23 dBm

# Hardware Specifications

Model	RG-EG105GW(T)
	5470–5725 MHz, EIRP ≤ 30 dBm 5725–5850 MHz, EIRP ≤ 30 dBm
Maximum transmit power (5 GHz)	Combined power: 29 dBm (single-stream power: 26 dBm) Note: The transmit power varies according to regulations in different countries and regions.
Maximum wireless data rate	1266 Mbps
<b>Antenna</b>	
Antenna	Integrated 2.4 GHz and 5 GHz: 2 built-in omnidirectional antennas
<b>Power Supply and Consumption</b>	
Power supply	DC power adapter
Dimensions of the DC connector	Outer diameter: 5.5 mm (0.22 in.) Inner diameter: 2.1 mm (0.08 in.) Depth: 10 mm (0.39 in.)
Maximum power consumption	15 W
<b>Dimensions and Weight</b>	
Package dimensions (W x D x H)	180 mm x 130 mm x 86 mm (7.09 in. x 5.12 in. x 3.39 in.)
Product dimensions (W x D x H)	120 mm x 28 mm x 120 mm (4.72 in. x 1.1 in. x 4.72 in.) (excluding the mounting bracket)
Shipping weight	0.56 kg (1.23 lbs)
Weight	0.251 kg (0.55 lbs.) (without packaging materials)
<b>Environment and Reliability</b>	
Cooling	Natural cooling
Fan	Fanless design
IP rating	IP30
Mounting options	Desk, wall
Operating humidity	5% RH to 95% RH (non-condensing)
Operating temperature	0°C to 40°C (32°F to 104°F)
Storage humidity	5% RH to 95% RH (non-condensing)

## / Hardware Specifications

Model	RG-EG105GW(T)
Storage temperature	-40°C to +70°C (-40°F to +158°F)
Surge protection	Service port: ±2 kV for common mode Power connector: ±4 kV for common mode and ±2 kV for differential mode (level R PASS)

# Software Specifications

Model	RG-EG105GW(T)
<b>System Performance Capacity</b>	
Maximum number of concurrent sessions	12000
Recommended number of concurrent clients	150
Throughput	700 Mbps
<b>Basic Configurations</b>	
AC mode	No
Automatically identifying the Internet access mode and obtaining IP addresses	Yes
Automatically learning the PPPoE username and password of other routers	Yes
Configuration backup	Yes
Internet access mode	Static IP address Static IPv6 address Dynamic IP address Dynamic IPv6 address PPPoE
Local upgrade	Yes
Log upload	Yes
Online upgrade	Yes
Restoring factory defaults	Yes
System language	Yes
<b>Authentication</b>	
Portal authentication	Yes
One-click authentication	Yes
Password authentication	Yes
SMS-based authentication	Yes

## Software Specifications

Model	RG-EG105GW(T)
Voucher authentication supported by Ruijie Cloud portal page	No
Cloud portal authentication	Yes
Local portal authentication	Yes
QR code authentication	Yes
Custom portal page	No
Account-based authentication supported by Ruijie Cloud portal page	No
CHAP, MS-CHAPv1, MS-CHAPv2	Yes
Delivery through Ruijie Cloud portal page	No
802.1X authentication	Yes
MAC address-based authentication	Yes
PPPoE server	Yes
Number of accounts supported by the PPPoE server	50
Number of concurrent clients supported by the PPPoE server	15
PAP	Yes
RADIUS authentication	Yes
RADIUS client	Yes
RADIUS accounting based on time or traffic	Yes
RADIUS flow control authorization	No
RADIUS proxy server	Yes
RADIUS traffic quota authorization	Yes
RADIUS user group authorization	Yes

# Software Specifications

Model	RG-EG105GW(T)
Third-party authentication	No
Ethernet Interface	
Avoiding IP address conflicts on WAN interfaces	Yes
Load balancing	Yes
MAC address cloning	Yes
Multiple WAN interfaces on the same network segment	Yes
PPPoE clients	Yes
Scheduled PPPoE reconnection	No
Ethernet Switching	
Configuring multiple VLANs upon configuration delivery	No
Link aggregation	No
LLDP	No
VLAN	Yes
Maximum number of VLANs	16
VLAN configuration supported on LAN ports	Yes
Super-VLAN	No
Configuring the same VLAN tag for multiple WAN ports	No
VLAN priority	Yes
Number of MAC address entries to be filtered	256
Gateway Features	
WAN failover	Yes
Application priority	Yes

# Software Specifications

Model	RG-EG105GW(T)
Application recognition	Yes
Behavior management	Yes
Flow control	Yes
Time-based blocking policy IP address-based blocking policy	Yes
Website filtering: custom URL	Yes
Traffic audit	Yes
URL audit log	Yes
Audit log server	Yes
Audit log storage	No
Uploading audit logs to a server	Yes
IP Routing	
Application-based routing	Yes
Bandwidth aggregation	Yes
BGP	No
BGP4	No
BGP4+	No
ECMP	No
IPv4 static route	Yes
IPv6 PBR	Yes
IPv6 static route	Yes
IS-ISv4	No
IS-ISv6	No
Load balancing based on flows	Yes

## Software Specifications

Model	RG-EG105GW(T)
Load balancing based on source IP addresses	Yes
Load balancing based on the interface weight	Yes
Route selection by link quality	Yes
OSPFv2	No
OSPFv3	No
RIP	Yes
RIPng	Yes
IP Service	
3322.org	Yes
ALG	Yes
ARP binding	Yes
Maximum number of ARP entries	1024
Proxy ARP	No
Cloudflare	Yes
DHCP client	Yes
DHCP server	Yes
DHCP relay	No
Option 43	Yes
Option 138	Yes
Static/Dynamic NAT	Yes
NAT-PT	No
NAT loopback	Yes
DNS client	Yes

## Software Specifications

Model	RG-EG105GW(T)
DNS proxy	Yes
DNS server	Yes
No-IP DNS	Yes
GRE tunnel	No
IPTV	Yes
IPv4 ping	Yes
IPv6	Yes
IPv6 ping	Yes
Number of port mapping entries	256
Port mapping	Yes
DDNS	Yes
Ruijie DDNS	Yes
Alibaba Cloud DDNS	Yes
UPnP	Yes
<b>MPLS</b>	
MPLS L2VPN	No
<b>Network Management and Monitoring</b>	
Web management	Yes
Ruijie Cloud management	Yes
Management on Ruijie Reyee App	Yes
Remotely monitoring devices through Ruijie Reyee App	Yes
Restarting devices through Ruijie Reyee App	Yes
Upgrading device software version through Ruijie Reyee App	Yes

# Software Specifications

Model	RG-EG105GW(T)
Fault diagnosis	Yes
FTP client (IPv4 address)	No
FTP server (IPv4 address)	No
TFTP client (IPv4 address)	Yes
TFTP server (IPv4 address)	No
HTTPS login	Yes
NTP client	Yes
NTP server	No
Scheduled device restart	Yes
SNMPv1, v2c, and v3	Yes
SON	Yes
SSH	No
Telnet	No
Web login information	Default IP Address: 192.168.110.1 Default password: admin
Maximum number of managed devices (router mode)	AP and NBS series: 150 ES series: 128 Note: The maximum number of managed devices varies with each device series.
<b>Reliability</b>	
Stacking	No
VRRP	No
<b>SD-WAN</b>	
SD-WAN	Yes
SD-WAN performance	80 Mbps
Number of tunnels supported by SD-WAN	24

# Software Specifications

Model	RG-EG105GW(T)
Maximum number of SD-WAN branches	8
Active/Standby mode (automatically switching to the standby interface when the active interface fails)	Yes
Load balancing by link weight	Yes
Centralized traffic forwarding policy	Yes
Multi-WAN link bundling efficiency (lab data)	$\geq 80\%$
Ruijie Rapid Link Detection Protocol	
Network detection switching time	$\leq 10s$
Security	
ACL	Yes
Extended ACL	No
IPv6 ACL	Yes
DHCP snooping	No
Malformed packet attack defense	Yes
Fragmentation attack defense	Yes
Teardrop attack defense	Yes
LAND attack defense	Yes
SYN flood attack defense	Yes
Smurf attack defense	Yes
IP attack defense	Yes
Disabling ping	Yes
Stateful ACL	Yes
IP-MAC binding	Yes

## Software Specifications

Model	RG-EG105GW(T)
Network sharing prevention	Yes
Security log	Yes
Security zone	Yes
User group-based connection limiting	Yes
VPN	
IPsec VPN	Yes
IPsec VPN bandwidth	24 Mbps
Maximum number of branches in IPsec VPN networking	8
L2TP VPN	Yes
L2TP VPN bandwidth	140 Mbps
Maximum number of branches in L2TP VPN networking	8
OpenVPN	Yes
OpenVPN bandwidth	15 Mbps
Maximum number of branches in OpenVPN networking	8
PPTP VPN	Yes
PPTP VPN bandwidth	140 Mbps
Maximum number of branches in PPTP VPN networking	8
SSL VPN	No
Easy VPN 1.0	No
Number of VPN accounts for L2TP, PPTP, and OpenVPN	100
WireGuard server	Yes
WireGuard client	Yes

## Software Specifications

Model	RG-EG105GW(T)
WireGuard performance	80 Mbps
Number of concurrent tunnels supported by the WireGuard server	8
WLAN	
Access RSSI threshold	Yes
Different SSIDs for different APs	Yes
Forcibly disconnecting clients with low-weak signals	Yes
Global blocklist and allowlist	Yes
Power settings	Yes
Roaming sensitivity	Yes
User isolation	Yes
Wireless Intelligent Optimization (WIO)	Yes
WMM	Yes

## Package Contents

Model	RG-EG105GW(T)
<b>Accessories</b>	
Power adapter	1
Screw	2 x CA3 x 24 mm bolts
<b>Manual</b>	
User Manual	1
Warranty Card	1

*Ruijie* | REYEE

 Redefine your easy network



**Ruijie Networks Co., Ltd.**

Official Website: <https://Reyee.Ruijie.com>